



BOLLA



120V PENDANTS

SPECIFICATIONS:

DESCRIPTION

Cord-hung pendant with handcrafted glass diffuser.

LAMPING

Standard: 40W G16½ Candelabra base (E12) Incandescent 120V, or 50W Xenon, lamp not included. Dimmable with standard incandescent dimmer (not included).

Halogen: 40W G9 Low-pressure Halogen 120V, included. Lamp is suitable for use in an open fixture, dimmable.

GU24 CFL: Self-ballasted GU24 lampholders. 13W max, 120V, lamp not included.

LED: 9W Replaceable source, 120V, dimmable, 80+ CRI, 3000°K CCT, 800 lumens, 30,000 hours. Lamp included.

DIFFUSER

Shade shall be handcrafted glass of various decors. 5.875" Dia. x 5.25" H

Opening sizes: 42mm top.

SUSPENSION

Cord-hung: 10' SVT-type cord, complete with 5" decorative sleeve at the socketholder. Jacket coordinates with metal finish. Plated stamped steel construction. Bronze or Satin Nickel. See next page for mult light options.

MOUNTING

Installs directly to a 4" octagonal ceiling box. Suitable for sloped ceilings.


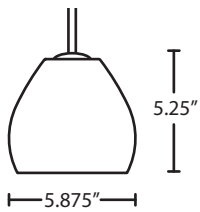
LABELS

UL or ETL Listed. Suitable for Damp Locations (interior use only).

Consult factory concerning lower wattage labeling for energy requirements.



BOLLA SHOWN IN GARNET (412241) & BLUE CLOUD (412286)



Project Information:

For ordering information, see next page

All dimensions provided are nominal. Allowance must be made for dimensional tolerance in handcrafted glasses.


REV 1/17



ORDERING:

CONNECTION	SHADE OPTIONS	LAMP OPTIONS	METAL FINISH	OPTIONS
Cord Fixture	412207 Opal Matte	(blank) 40W G16½ Cand	BR Bronze	L 15' cord
1BC 1 Lt. Dome	412218 Amber Cloud	HAL 40W G9 Hal	SN Satin Nickel	LW Low wattage labeling
1BT 1 Lt. Flat	412219 Carrera	GU24 13W GU24 120v		
	412241 Garnet	LED 9W LED 120V, dimmable		
	412260 Cocoon			
	412280 Amber Matte			
	412286 Blue Cloud			
	4122CE Ceylon			
	4122HB Habanero			
	4122HN Honey			
	4122MA Magma			
	4122VM Vanilla Matte			

Multi light
B For Multi light Canopy

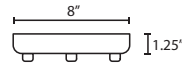


Multi light available
 See options to right

Ex. 1BT-4122HB-SN
 Bolla Pendant w/ Habanero Glass,
 Satin Nickel Finish

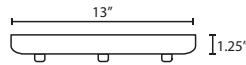
MULTIPOINT CANOPY OPTIONS:

T33X 3 LIGHT ROUND CANOPY



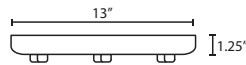
- Suitable for sloped ceilings
- Bronze or Satin Nickel
- 10" Dia. shades MAX, with staggered heights

T33XL 3 LIGHT LARGE ROUND CANOPY



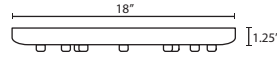
- Suitable for sloped ceilings
- Bronze or Satin Nickel
- 16" Dia. shades MAX, with staggered heights

T36X 6 LIGHT ROUND CANOPY



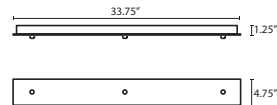
- Suitable for sloped ceilings
- Bronze or Satin Nickel
- 10" Dia. shades MAX, with staggered heights

T39X 9 LIGHT ROUND CANOPY



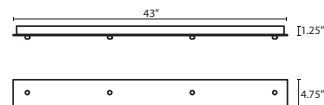
- Suitable for sloped ceilings
- Bronze or Satin Nickel
- 10" Dia. shades MAX, with staggered heights

T33V 3 LIGHT BAR CANOPY



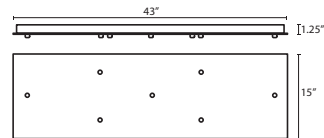
- Suitable for sloped ceilings
- Bronze or Satin Nickel
- 20" Dia. shades MAX, with staggered heights

T34V 4 LIGHT BAR CANOPY



- Suitable for sloped ceilings
- Bronze or Satin Nickel
- 20" Dia. shades MAX, with staggered heights

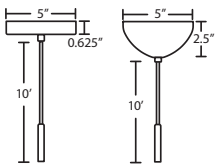
T37V 7 LIGHT BAR CANOPY



- Suitable for sloped ceilings
- Bronze or Satin Nickel
- 14" Dia. shades MAX, with staggered heights

PENDANT OPTIONS:

1BT / 1BC / B MONOPOINT PENDANT CANOPY



- Flat (1BT) or Dome (1BC) Canopy styles. Dome style allows adjustment without cutting cord.
- "B" option is pendant less canopy for multipoint canopy (options to the right)
- Suitable for sloped ceilings
- Cord: 10' SVT, 5" sleeve at socketholder (V Series utilizes SJT-type)
- Bronze or Satin Nickel

ACCESSORIES:

ADDITIONAL STEM SECTIONS:

Additional connecting stems are available to increase overall length, up to 10' max. Telescoping adjustable section allows up to 3" movement.

- T20A-SN or T20A-BR Adj. Section
- T203-SN or T203-BR 3" Section
- T206-SN or T206-BR 6" Section
- T212-SN or T212-BR 12" Section
- T218-SN or T218-BR 18" Section

LONGER CORD LENGTHS:

Longer cord length of 15' available. Add an "L" to the end of the item number, i.e. 1JC-169707-SNL.

LOW WATTAGE LABELING:

Incandescent fixture supplied with 16 watt relamp label. Add an "LW" to the end of the item number, i.e. 1JC-169707-SN-LW.

CORD SLEEVES:

If concealing the cord is desired, order our 0.25" dia. metal sleeves. Each sleeve is 18" long and may be field cut.

- T118-SN Satin Nickel
- T118-BR Bronze

STEMHOOKS:

Suspension hooks allow cord drops to be placed wherever desired. Suitable for sloped ceilings.

- T103BR Bronze
- T103SN Satin Nickel

HOW TO ORDER A MULTILIGHT FIXTURE

Order your canopy with the selected 120V multi light pendants (indicated by "B" or "J" prefix) for the complete fixture:

Example: 1x T33X-SN (3 Light Round Canopy)

- 1x B-412241-SN (Bolla Pendant in Garnet)
- 1x B-412219-SN (Bolla Pendant in Carrera)
- 1x B-4122HN-SN (Bolla Pendant in Honey)